

 ODERINGS
GARDEN CENTRES

Live & Grow

ISSUE 35 SPRING 2015

COMPLIMENTARY COPY



LIVING INTERIORS | WHITE ON WHITE | CITRUS



EDITOR'S NOTE



Did you notice the different style in the cover this issue? I thought this would be the opportune time to introduce you all to 'Little Miss Odering'. As you are most likely aware Oderings is a family owned and operated business who have been operating since 1929, and I am happy to announce this young lady is now going to be the new face to represent this family business. You will see her entering the Oderings

world this year in the TV advertising this spring, in the papers and also in our digital ads. We hope you enjoy her journey where she tells our story of knowledge and service which we are proud to have been passing onto you, our wonderful customers.

We welcome back to the page 'Digging in with Daniel' this spring, where he features some amazing new perennial petunias, I have to say I am loving the new Tomato Rapunzel, with trusses which can be over 1 metre long with up to 40 amazing, sweet and juicy fruit per truss (which I cannot wait to plant).

Keep an eye out for the trendy 'Interior Living' and 'Kokedama' pages, as well as all the new plants and products in the 'What's New' section. A favourite read of mine this issue is the

'Naturals' page where we talk about the shift in customer's preferences to natural alternatives a brilliant read.

Oderings are excited to offer you our new Electronic Gift Cards. These can still be redeemed at any reputable garden centre nationwide (not just Oderings, although we would love you to redeem them with us). These can be purchased in store or online from the end of September. If you have the older paper gift vouchers still to redeem, don't worry, we will keep redeeming these as usual.

Don't forget to visit us online. We have a fabulous online Gardening Guide where we share all our tips and tricks with you, and the plants, products, gifts and gift vouchers are all able to be delivered to your door when you purchase online.

Lastly, we hope you have a fantastic spring, that your garden grows well for you, and remember if you have any gardening questions, you can ask us, we are here to help!

Happy Gardening

Pamela Smith
Editor/Marketing Manager



ODERINGS
GARDEN CENTRES

it's all grow this Spring...

BEATABUG is Back!

The best natural pest control in-NZ is back! - the natural bug killer that really works!

Natural Garlic, Natural Chilli and Natural Pyrethrins

KILL INSECTS & BUGS ON PLANTS FAST & NATURALLY!

750ml ready to use & 250ml Concentrate



Available in 1.5kg, and 3kg

The World FAMOUS N₁₂ P₅ K₁₄ all-round Garden Fertiliser used by generations of gardeners!

Ideal for vegetables, shrubs, trees, flowers including strawberries and more.

Low Chlorine - Better for the Plants. Better for the Planet.



the natural **INSECT SPRAY** that REALLY WORKS!

easiGROW 20pk Pellets

Great for Vege seeds & Plants. The totally Biodegradable easy grow pellet. Ideal for propagation then plant complete into soil. No stress on root systems.

It's what the professionals use everyday!



Sulphate of Iron

Controls moss on lawns promotes lush growth. 2.1kg

Christchurch (03) 349 5546. Auckland (09) 838 2960.
email: enquiries@egmontnz.com www.egmontnz.com

- 4 DIGGING IN WITH DANIEL
Petunia, Vegetables, Flowers

- 6 LIVING INTERIORS

- 7 KOKEDAMA

- 8 WHAT'S NEW

- 10 WHITE ON WHITE

- 12 NEW ZEALAND CRANBERRY

- 13 GIFTWARE

- 14 JOHNSONS WORLD KITCHEN

- 15 MR FOTHERGILL'S
Sprouts and Microgreens

- 16 CITRUS FROM PLOT TO PLATE

- 18 NATURALS



Petunia page 4



White on White page 10



Mr Fothergill's page 15



Citrus page 16

Welcome to Oderings Live & Grow Issue 35

Check out our
Gift Cards &
specials on-line



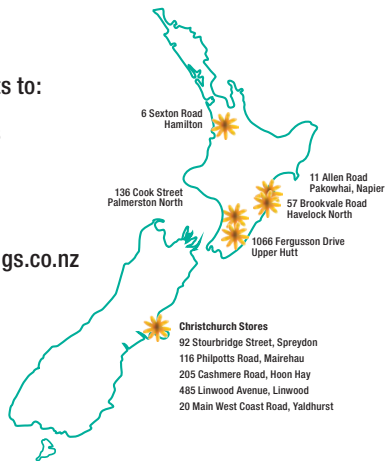
www.oderings.co.nz

Send any comments to:

Oderings Nurseries

P.O Box 33-125,
Christchurch 8244.

Email: info@oderings.co.nz



Cover Shot: 'Little Miss Odering'



Digging In

with Daniel

Spring recommendations from Daniel Hart our Havelock North breeding guru.

It's all about colourful pots and borders this spring at Oderings. Our 2015 petunia and flower releases will provide bursts of eye-catching colour throughout your garden.

I am also excited about the release of two new vegetables, Tomato Rapunzel and Cucumber Patio Snacker. These have been bred to perform in pots and raised beds. Look for these in store in mid-October for a summer of superb salads or use them to add a touch of a mediterranean lifestyle to your deck or patio.

NEW PERENNIAL



Kissable Pink

PETUNIAS

Welcome to the 2015 breeding season of our new perennial petunia range!

Last year was a big one with Oderings releasing the world's first double black petunia 'Dark Heart' as well as 'Double Trouble Red', 'Double Trouble Blue' and 'Double Trouble Butter Cream'. To increase this range we are adding some new perennial petunias in 2015. Now hold on, I know what you are thinking, "What, more petunias?" As a traditional gardener, I often take out old plants to make space for the new ones. Similarly, Oderings have dropped some of the older varieties from our range to make space for newly developed varieties.

For 2015 Oderings has kept our most popular plants and added two new European imports. Also new is Midnight Velvet bred by Oderings in Havelock North.

Midnight Velvet

From our own breeding programme at Oderings in Havelock North this 'Midnight Velvet', I believe has it all - a great cascading habit, purple flowers with bright white stamens, petals that have flecks of vivid-pink fading into a black throat and a great performer in planters and pots.

Kissable Pink

Named after my wife's favourite colour, it has lovely soft-pink petals with a vibrant five-sided star pattern with dark pink veins. A cascading plant with generous flowering it creates a magnificent display in baskets and planters.

Double Trouble Frosted Ripple

One of the European imports, this petunia has double the performance and double the colour of most petunias. This perennial cascading petunia has ongoing double flowers that are a two-toned mixture of rosy-red tones with white frosted edges and it is a great garden performer.

Dark Heart

Do you want to show your support for the rugby world cup in your garden? Then plant petunia 'Dark Heart' a double black petunia with large black flowers that have undertones of deep-purple. This colouring brings out green and silver tones among adjacent plants providing a satisfying contrast. With its mounding habit, it is well suited to a garden position. 'Dark heart' is unique among petunias and will be a show piece in your garden. So, put on your black rugby jersey, decorate indoors with all things rugby and show support in your garden with plantings of black petunias and other dark plants.



Double Trouble Frosted Ripple



Midnight Velvet

VEGETABLES

Tomato Rapunzel

Tomato Rapunzel is an exciting new truss-type tomato. Like the story of Rapunzel letting down her hair, this tomato has magnificent trusses from top to bottom of the plant and fruits that are a treat for your taste buds. Bred by some of Europe's top vegetable seed producers, this tomato has superior resistance against virus, leaf spot and fungi. This is a superstar plant with each truss holding up to 40 small, sweet, juicy, bite sized fruit.

Rapunzel grows to a height of around two metres so needs staking to support the weight of the fruit. Rapunzel is perfect either for patio plantings in large pots and planters, or in the vegetable garden. This new hybrid is great in salads, picked fresh and eaten raw or delicious when cooked. It is easy to enjoy fresh produce from your own garden, and by growing your own you are ensured of the best flavours and finest healthiest produce possible. Available mid-October.



Cucumber Patio Snacker

I love cucumbers, they are so versatile and an essential part of

a barbeque salad. Normally, cucumbers need trellis or a frame for support, well that is not the case with this new variety. Cucumber Patio Snacker is a mini cucumber plant reaching just 30cm x 60cm thereby taking up only one third of the space of a traditional cucumber.

The fruit mature in just 45 days. Pick them at 18-22cm long for the best taste and harvest regularly to increase the yield. Be 'as cool as a

cucumber' and try one this spring. Cucumber Patio Snacker will be available in a ten litre pot ready for you to place on your deck or patio.

Cucumbers are very easy to grow. An occasional bout of mildew can be a problem, but they are frost tender and need covering in early spring. They like full sun and love an organically enriched soil so adding compost when planting in the garden is ideal. For potted plants, a supplementary feed of 'Oderings Total Replenish' will ensure bigger plants and crops. Water plants well when fruiting. Available mid-October.

FLOWERS

Calibrachoa 'Flower Power'



If you want colourful cascading plants in your pots, hanging baskets or planters, then Calibrachoa that grow to around 25cm high will do the trick as they have a beautiful trailing habit. The flowers resemble a miniature petunia and flower non-stop from spring until the frosts arrive. Calibrachoa can tolerate light frosts and thrive in full sun or part shade. These colourful plants prefer a dryish soil so do not over-water them. Give them a light prune every few months to keep the growth tidy and they will bounce back within a couple of weeks. Slugs, snails and overwatering are their main problems so treat with slug bait and water sparingly.

Semi-double Mixed Impatiens



Impatiens are a bright and delightful addition to any garden, coming in an array of colours that bring vibrancy to any shady garden. This year Oderings are growing a variety of mixed semi-double impatiens which means they produce a mix of double flowers, ruffled flowers and some single flowers. Did you know a semi-double flower nearly always sends up its first flower as a single? There is no need to be concerned about this, as most will become double flowers as the weather warms up.

Plant impatiens in a partly shaded position with good drainage, too much water leads to dampening off so a careful watering programme and good drainage is important. 'Oderings Potting & Basket Mix' is perfect for impatiens and regular spraying is important to prevent fungus or aphids establishing.

Gerbera Mixed



I believe gerberas are one of the finest, brightest and most sought after blooms today. Gerberas have been hybridised and improved to the point where today they are available in single or double flowering varieties on tall or short stems. The daisy-like flowers come in a wide colour range from the daintiest pastel to the brightest of colours. Gerberas are good indoors, in greenhouses or outdoor plantings. They can be difficult to grow so for the best results plant into well-drained, organic enriched soil mixed with sand or pumice; they must also have a frost free position with plenty of warmth. Oderings mixed gerberas are bred for outdoor planting, has single daisy-flower stems in bright colours, but most importantly they are more resistant to dampening off and bent necks than the highly bred florist strains. Growing gerberas is well worth the effort for their beautiful display of colour.

LIVING INTERIORS



If the 1970's taught us anything, it was how to make good use of house plants. Now there is a resurgence in the popularity of house plants. What makes this 1970's style so trendy? Brand new foliage styles, colours, shapes, and sheer nostalgia are all contributing factors. With this in mind, I thought it timely to revisit our use of living plants inside our houses.

Maiden Hair Ferns

These ferns are great in bathrooms, but this timeless fern has sensitive foliage so keep your hands away from it. Ferns love moist soil and a partly shaded position. Should your maiden hair fern look as if the foliage is dying; inconsistent watering is likely to be the cause. Do not throw it out because you can cut the whole plant back to 6cm and it will grow beautiful foliage once more.

String of pearls

Hang it, drape it, or plant it in a terrarium the string of pearls retains its good looks and has low maintenance needs. This unique cascading plant has foliage like small balls joined together by tiny strings of grey-blue foliage. These 'balls' hold a lot of moisture so treat this plant like a succulent and water it sparingly. It is well-suited to hanging planters or to draping across a window sill in filtered light.

Update your pots with a stylish selection from our Spring 2015 range

- | | | | |
|---|--|---|--|
| 1 | B. For Soft Air Hanger \$29.99 each | 6 | Spike Pot from \$17.99 each |
| 2 | Hanging Planter Teardrop from \$13.99 each | 7 | Terracotta Pots from \$1.29 each |
| 3 | RD2 Hanger from \$15.99 each | 8 | RD2 Round Dipped Pot from \$13.99 each |
| 4 | Electro Planter \$18.99 each | 9 | Semi Dome Planter from \$17.99 each |
| 5 | Elho B. For Diamond from \$4.99 each | | |

A beautiful plant is like having a friend around the house.

BETH DITTO

KOKEDAMA



1. Loosen the roots of your selected plant. Succulents are good Kokedama subjects as they good both indoors and out.




2. Wrap moistened sphagnum moss around the outside of the roots this should roughly look like a ball shape and helps to keep the roots of the plants moist.




3. Combine six cups of 'Oderings Potting & Basket Mix' and six cups of clay soil into a bucket and mix them together. You may need to add some water to give it a firm mud-like texture. Wrap the soil around the sphagnum ball you have created. Keep the ball of soil media firm and mould into a round shape. This will help to seal root ball.



4. Wrap another layer of sphagnum moss firmly around this soil.



5. Wrap the ball with your selected twine. Starting from the centre of your ball, crisscross the ball with the twine for good coverage. A great tip is to place the string on your table and allow an extra 30cm before you start winding the twine, this is going to be your tassel for hanging the Kokedama.



6. Hang it up in a place with good light and enjoy. To keep the Kokedama watered simply dunk it in a bucket of water until air bubbles stop appearing. Light and water are important to keep Kokedama healthy and happy.

Watch our video tutorial to create your own Kokedama at oderings.co.nz



Have you heard of Kokedama otherwise known as 'Poor Man's Bonsai'? Whatever name you give it Kokedama translates as 'moss ball' in English hence its other name - Japanese moss ball. I love the look of Kokedama, they are very popular and the technique is really easy and fun to achieve. Get ready to get your hands dirty, otherwise pull on some gloves and have some fun!


You will need:


- clay soil
- small plant, choose from the plant list below for either indoor or out.
- sphagnum moss
- 'Oderings Potting & Basket Mix'.
- string or aluminium/nylon garden twine
- scissors.

Plants to choose from include: ferns including button, maiden hair or hen and chicken fern, baby's tear, begonia, mini orchids, perperomia, syngonium, bird of paradise, dracaena (some), spiderwort, jade plant, periwinkle, echeveria, carex, Ficus pumila, string of pearls, dichondra, chain of hearts, succulents.

what's new

 in-store now

 online oderings.co.nz



Waimea fruit tree book

This is the "Waimea Nurseries Grow it Yourself A-Z Guide" of edibles, fruit trees, berry plants and nut trees. Get great growing tips and advice for your own orchard or individual trees, including pruning. This is a very valuable book to have as a gardening reference.



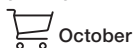
Easy Patch Lawn Repair 4 in one pack from Yates

Be the envy of your neighbours with the perfect lawn. Whether the dog has left decorative patches, the kids have decided to dig a trench or the grass is just not growing in some spots, Yates Easy Patch is an easy 4-in-1 solution that has all the ingredients needed to repair bare lawn patches.



Mavrik Gun

This gardeners' favourite is now available in a convenient, easy-to-use format. This new generation spray has low toxicity, and kills caterpillars, aphids, thrips, whitefly, tomato and potato psyllids and mites. It does not affect honey bees once the spray is dry.



Diatomaceous Earth

In response to customer demand we have sourced diatomaceous earth to add to our 'Naturals' range. Diatomaceous earth comprises fresh water fossils and comes in two different forms. The 'DeBug' will be your new best friend in the veggie patch whereas the 'DeGranules', which is high in silica, amongst other things, helps to condition your soil.



'LawnPro Lawnguard' from Kiwicare

Grass grubs and other soil insect pests stand no chance against this. Controlling lawn soil insects has never been easier; try this product with its leading edge technology and three modes of action that treat issues both at the surface and deep in the soil.



Crop Safe Anti-insect Mesh

Crop Safe is a way to protect your crops from insects without the need for spraying. It is over 90% effective and is sold by the metre at all Oderings stores. This product is super strong, lightweight and can be laid directly over the plants.




Elho Green Basic Easy Hangers

These are available in small or large sizes. You may not know that Elho is a company recognised for sustainable business practices and supporting bee populations. In line with this, they make their Green Basics range from recycled plastic.



Nature's Way 'Vegie Insect Gun'

Fast acting and effective. This organically certified insecticide is a broad spectrum based on natural, low toxic and organic ingredients that control aphids, whitefly, and mites and is perfect for vegetables, fruit and ornamentals.



Elho Corsica Vertical Gardens

Space saving gardening is trendy and the Elho Corsica Vertical Gardens in colours of lavender, mint, white and anthracite allow you to garden vertically at home.





Bracteantha Cottage Bronze

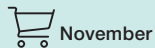
New Bracteantha Series

The new Bracteantha Series, more commonly known as the straw flower, has captured our hearts. This cottage series offers bold bright colours - bronze, rose, yellow and white. It is heat tolerant and flowers early with excellent summer performance. Its vibrant, abundant flowering makes it perfect for pots, baskets and general garden beds.



Argyranthemum 'Beauty Yellow'

A new breed of an old favourite, the Marguerite daisy. It is early-flowering but the flowers do not stop until the hard frosts start. The dark green, feathery foliage complements a non-stop display of sunny yellow flowers with a dark yellow centre.



Flower Carpet Sunset

'Flower Carpet' roses need no introduction, but in early October, Odeirings will have a new addition to the range. Meet 'Flower Carpet Sunset' with blooms which are a vibrant neon orange-red.



Magnolia Teddy Bear


Magnolia 'Teddy Bear' and 'Kay Parris' are another two exciting plants. Both trees are evergreen and would make a great feature in any garden, growing to around 4 metres. Teddy Bear has cup-shaped leaves held tightly on the tree with large flowers but is also suitable for hedging. 'Kay Parris' has smaller, glossy leaves with a wavy edge and bright pink new growth combined with a creamy-white, fragrant flower in May that is larger than the ever popular 'Little Gem' variety.




Verbena Voodoo Pink Ballet

Voodoo Verbena

The 'Voodoo' verbena series comprises the biggest, bushiest, and largest-flowered verbenas available. The new release is 'Pink Ballet', which has single blooms of dark pink accented with varying shades of pink. Also new to the Voodoo series are the new 'Voodoo Verbena Doubles'. This new double-flowered series packs a punch in burgundy, pink, red or peach.

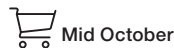


Verbena Voodoo Purple



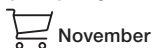
New Penstemons

If you are after an enchanting shade of pink or purple that is elegant, free flowering, strong enough to stand up against other contrasting garden plants and an amazing garden performer then plant the new penstemons 'Cha Cha Purple' or Cha Cha Pink as they will enliven any garden space.



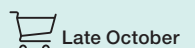
Silver Star

A new helichrysum, 'Silver Star' is a tough, silver-grey perennial with a semi-upright to trailing habit. Create beautiful combinations in pots and hanging baskets with this accent plant or leave it to meander in the garden as a ground cover. It is drought tolerant, incredibly easy to grow.



Anemone Wild Swan

Just look at the new Anemone 'Wild Swan' with its pure white flowers, each petal of which sports a violet-blue band on the reverse. This is a stand out plant for a shaded area in garden or pots.



Euphorbias

New to the euphorbia family in 2015 are 'Ascot Jade' 'Ascot Moonbeam' and 'Ascot Rainbow'. All three grow to 90 x 90cm and have unusual lime-green to cream flowers that appear in late winter and early spring. 'Ascot Moonbeam' has blue-green leaves with a cream margin. 'Ascot Jade' has dark jade foliage and 'Ascot Rainbow' has attractive multi-coloured leaves ranging from cream to blue-green to rose pink.



Euphorbia Ascot Rainbow



Euphorbia Ascot Jade



White on WHITE



Choosing white flowers for your garden can never be wrong because white flowers bring a timeless touch of romance, sophistication and even elegance to your garden. White adds a burst of freshness into your garden's colour palette and is perfect against lush green backdrops. Here are our top choices for white flowers this spring and summer.

Iberis 'Masterpiece'

A new release for 2015. This iberis has flowers triple the size of a typical iberis flower head of 1cm, providing a long lasting and abundant display. The bush grows to 30cm x 30cm.

Alstroemeria 'Princess Claire'

The first ever white 'princess lily' is available now. This compact perennial will produce an abundance of white blooms from summer until autumn. It is great for pots, borders, mass plantings and small gardens because this is a compact alstroemeria - 30cm x 30 cm. Plant in full sun or partial shade and water moderately.

Gaura 'So White'

Sprinkled with flowers that resemble white butterflies this tall perennial is a delight planted at the back of a border near a hedge and is good as a cut flower. Gaura flowers from late spring until winter. As an added benefit, butterflies love it, so try massed plantings in free-draining soils and full sun.

Pratia Angulata

An underestimated native creeping ground cover, this plant could help if you have issues with weeding. Pratia grows quickly and provides a carpet of white star-like flowers during the summer. It grows in a dense mat making it difficult for weeds to get through. It enjoys living in most positions and will thrive in both wet areas and shade.

Clematis 'Sweet Heart'

If you have wished for clematis but never had the space, this hybrid may be the one for you as it is a dwarf evergreen. Try growing it as a specimen up a 50cm tall obelisk or let it cascade over a retaining wall where it will spill up to 1m in length. A beautiful feature of this clematis is its frilly leaves and the showy and abundant white flowers in spring.

Hydrangea 'Bridal Bouquet'

When I see hydrangeas, I always think of Christmas. Did you know that unlike the other colours white hydrangeas do not change their colour? Bridal bouquet looks stunning as a centre piece on the Christmas dinner table.



Gaura 'So White'



Hydrangea 'Bridal Bouquet'



Clematis 'Sweet Heart'



Pratia Angulata



Gardenia 'Crown Jewel'



Trachelospermum Jasminoides



Alstroemeria
'Princess Claire'



Iberis
'MasterPiece'

Gardenia 'Crown Jewel'

This Gardenia 'takes the cake' for both beauty and hardiness. For some of us, summer and gardenias are like peas in a pod, they just go together. If you are not convinced, maybe this gardenia will convince you. It produces fragrant, double flowers and is cold hardy with a dwarf spreading habit. It looks wonderful under a standard rose or topiary or you could even plant it as a low hedge in the garden.

Geraniums & Pelargoniums

A group of ever popular, heat-loving, frost-tender perennials that will give you non-stop flowers from spring until autumn. These thrive in pots as well as in the garden, they love it hot and dry.

Trachelospermum Jasminoides

What a versatile plant this is. You can plant it in sun or shade, use it as a climber or a groundcover, I have even seen it espaliered along wires - fantastic! All of this combines with a sweet fragrance that does not overpower.

Osteospermum

The cape daisy is a good all-round plant in containers, rockeries or as a border plant in any hot, dry situation. The hotter the weather the more flowers you get and they make wonderful display of colour throughout spring until the end of autumn.

Last, but not least let us not forget what bedding plants have to offer. White bedding plants include: alyssum, bacopa, begonias, cosmos, lobelia both upright and cascading, nemesia, pansies, petunias both upright and cascading, and salvias to name a few.

Article by Ellen
from Oderings Hamilton



Pelargonium



Osteospermum

NEW ZEALAND Cranberry

Fragrance, fruit, colour and style, the New Zealand cranberry has it all, they grow and fruit in sun or shade, have no obvious pests or diseases, are low maintenance, used as hedge or topiary or left to grow into a bush.

This quick growing plant is self-fertile, will fruit in its second year from planting, is evergreen, frost hardy and requires little or no fertiliser. With all these good points, what else does it offer? The beautiful cream-pink tinged flowers turn into delicious, aromatic fruit. The fragrance of the flowers and fruit are so strong that you are enticed to stop and sample the fruit.

Although called a New Zealand cranberry, it is not a New Zealand native. The botanical name is *Ugni molinae* and it is native to Chile and Bolivia, hence its other name 'Chilean guava'. The fruit are full of vitamins C and K



and high in fibre. Generally, the New Zealand cranberry is a small evergreen shrub growing to approximately 2m, but as it grows reasonably quickly, it is an ideal plant for hedging or topiary.

White bell-shaped flowers tinged with pink appear about December and are followed by small red berries in late summer. These are sweet enough to eat straight from the bush but you should allow the fruit to become lighter in colour before harvesting to ensure the best taste.

If grown in reasonable soil conditions, there is no need for added fertiliser although NPK fertiliser

such as 'Orderings Garden Replenish' may be applied in spring. Mulching is an excellent idea to protect the roots from drying out, especially during early years. Fruit appears whether the plant grows in full sun or part shade, and the plants are frost hardy to -3°C. An annual trim after harvest is advised to maintain the shape you require.

The New Zealand cranberry fruit thus far is not well known, but is good in muffins, mixed berry combinations or ice-cream toppings in the same way as other berries. My favourite way is to eat them straight from the bush.

 in-store now

KIWICARE®

There are over 500 species of weeds in Kiwi lawns.


We know, because we get rid of them all.




www.kiwicare.co.nz

Giftware


Shopping for gifts is easy at Oderings.

 in-store now

 online oderings.co.nz

Flower Press

The 'Flower Press' is back by popular demand. This amazing product gives instant results by drying your flowers in a microwave. Only \$24.99each.



Darby the Forest Fawn



'Darby the Forest Fawn' is just one of the new additions to an amazing, realistic, polyresin family. A great Christmas gift idea, priced from just \$9.99each.



Matakana Botanicals

A scrumptious new range which is proudly made in New Zealand and contains no chemicals. It is a true delight to the senses using locally farmed ingredients like manuka honey, extra virgin olive oil and lavender. This range has quickly turned into one of my favourite products this spring with prices starting from \$7.99.



Pomanders



Pomanders are making a comeback, and it is easy to see why. There are many luscious scents to choose from at just \$19.99 each.



Greensets

Greensets have done it again, making it easy to brighten your home with the beautiful artificial hydrangeas at \$8.99 a stem. Want more than one? Purchase three stems of these hydrangeas and receive this vase, which compliments them beautifully, for just \$3.00 (normally retailing at \$29.99each). There are three hydrangea colours to choose from green-blue, pink-lavender or cream-mint.



Noodle Box

'New Zealand Native Garden Noodle Box' is a fun growing kit for kids that includes everything they need to get growing! There are others to choose from also, including 'Alien Invasion', 'Princess and the Pea', 'Bugs Galore' and 'Jack and the Bean Stalk', making these a really affordable birthday present or stocking stuffer at just \$11.99each.



Ashleigh & Burwoods

The new Ashleigh & Burwood Boxed Diffuser Sets are beautifully packaged and made from elegant mosaic glass, these sets are ready to take home and enjoy. Made in the Britain, they include a perfumed oil; the hardest part will be choosing your design. \$69.99each.



Purchase your gifts in-store or online at oderings.co.nz

world kitchen

A new range of vegetable seeds bring gourmet flavours to your home garden.



Having gourmet ingredients at your fingertips is a growing trend fuelled by celebrity chefs and cooking shows. This rising popularity of international and diverse cuisine is driving demand for exotic vegetables and herbs with many of these not readily available in supermarkets.

Johnson's World Kitchen is a new and unique range of packet seeds that answers this demand with a range of 80 distinctive varieties that are essential ingredients in regional cuisines including the Americas, Asia, Europe, France and the Mediterranean.

Many of the popular varieties we enjoy have their origins in the Americas such as tomatoes, sweet corn and pumpkins. South and Central America are well-known for their chillies and unusual fruits and vegetables such as amaranthus and tomatillo.

Asia is famous for some classic vegetables and herbs such as choy sum, Thai eggplant, water spinach, daikon radish, winged peas and even goji berries which all deliver that truly authentic flavour.

Root vegetables are the staple ingredients in stews, soups and casseroles and form the basis of European cuisine. Beetroot, cabbage, celeriac, kohlrabi and parsnip are some of the staple ingredients of classic winter cooking.

Think of gourmet cooking and most people think of France – the birthplace of haute cuisine and nouvelle cuisine with their strong emphases on high quality and fresh ingredients. Artichoke, chervil, chicory and chives are a few of the distinctive herbs and vegetables that give French cooking its unique flavour and class.

The Mediterranean region is the origin of some of the world's most famous dishes and classic recipes. The Italian cuisine is possibly the widest spread in the world and is characterised by the aroma of basil and tomatoes whereas the Greek kitchen bursts with the flavours of lemon, thyme and oregano. Herbs such as rosemary, mint and parsley are also widely used and this region is the home of some classic vegetables including broccoli and eggplant.

Garden lovers now have the opportunity to experiment with these exciting varieties with the Johnson's World Kitchen seed range. Every packet also comes with a recipe tip for a little extra inspiration.





Sprouts and Microgreens

Nature's Superfoods

Our new range of Sprouts and Microgreens from Mr Fothergill's are tasty and nutritious – and quick to grow too.



Microgreens – often called 'vegetable confetti', are a healthy, colourful and delicious alternative to sprouts. Halfway in size between sprouts and baby greens they are usually harvested within two weeks of sowing. They are commonly grown in seedling trays or in hydroponic trays and differ from sprouts in that they are harvested above the seed with a pair of scissors when there are two or more true leaves.

Microgreens provide texture and colour to a dish when used as a garnish and vibrant colour when used in a salad. Some of the more exciting varieties include amaranth, basil, chervil, coriander, garland chrysanthemum and rocket, and now Mr Fothergill's has launched a seed packet range of microgreens with exotic flavours from around the world.

Grow them in a seedling tray filled with a thin layer of potting mix, or hydroponically in the specially designed Mr Fothergill's Microgreens Growing Tray.

Top Tips for Growing Microgreens

- Remember to keep the seeds moist – if you are using a Microgreens Growing Tray, spray seeds often with a fine mist of water until the roots develop in a few days. You can cover your tray with foil between watering to reduce evaporation.
- Feed the plants with a half strength liquid fertiliser to encourage rapid growth.
- Harvest just before serving for maximum freshness and flavour.

Sprouting is possibly the easiest form of growing your own fresh produce. It also provides extremely quick results with crops ready to harvest in as little as four days. Often hailed as one of "Nature's Super Foods", sprouts are highly nutritious and packed with enzymes and powerful proteins. Sprouts are effectively the first stage of development in a plant's life cycle. Tasty and succulent, they make ideal additions

to fresh salads and sandwiches as well as cooked meals such as stir-fries.

Commonly, sprouts are grown hydroponically (in water, without soil) so you can eat the entire plant with root, seed and all – maximising the intake of nutrients available.

Mr Fothergill's Sprouts Alive seeds are food grade and are guaranteed to grow, so try them in a jar, bag or the fuss-free Mr Fothergill's Kitchen Seed Sprouter.

Top Tips for Growing Sprouts


- Rinse the seeds at least twice a day
- Do not overfill the container with seed
- Harvest within a week of sowing
- Use only sprouting seeds that are safe for consumption

For more information go to www.mrfothergills.co.nz



CITRUS

from plot to plate



Citrus are desirable plants in any kiwi backyard. Whether it is the common lemon or the classic lime, growing crops for your culinary needs is easy. Every yard should have at least one citrus, they are evergreen, easy to care for and come in an array of forms, sizes and flavours. Follow our handy hints and tips and you will be well on your way to growing citrus successfully and transferring your fruit from plot to plate in no time.

Where to grow

Citrus prefer a sunny, well-drained position out of strong winds. Add a generous amount of 'Oderings Compost' before planting and if you are planting into clay soil add some sand to achieve good drainage. Planting citrus in pots is a great idea: not only do they look attractive, but they are easy to move indoors during winter. 'Oderings Shrub & Tub' mix is perfect for potted citrus.



Watering

Regular watering is very important especially when young trees are establishing themselves and when trees are producing fruit. During hot, dry months a good soak every couple of days or even daily watering for a potted plant may be required. A layer of mulch like Tui 'Mulch & Feed' will help to retain water for the delicate surface roots; this convenient two-in-one combination provides the benefits of mulching whilst the healthy additions of blood and bone, mulching straw and sheep pellets replace vital nutrients used by your plants. If you find your fruit dropping off the trees, or the flesh is very dry and lacking juice, increasing your watering will generally remedy these problems.



The best start for new citrus plants

It is always exciting when buying new citrus that already has fruit hanging from the branches. Unfortunately it is best to remove these fruit and any flowers to stop your plant from fruiting further. Repeat this in year two. In the third year, pick off half the fruit and flowers, and in the fourth year let it flower and fruit normally. This process allows the plant to put all its energy into becoming bigger and healthier. This means better crops, so it is well worth the sacrifices made in the earlier years.

Pruning

Citrus require only a light prune to shape the tree, and remove any internal criss-crossing branches thus allowing plenty of sunlight and wind into the internal structure of the tree. You do need to cut out any dead or diseased wood. Between March and September is the best time to prune your citrus as this avoids lemon tree borer. Watch out for rootstock growth, which will try to outgrow the grafted plant, rootstock needs careful removal owing to its spikes.

Feeding

Citrus are gross feeders and require regular fertilising - 'Oderings Citrus & Fruit Tree Fertiliser' or 'Yates Thrive Citrus Liquid Plant Food' is just what they need. Feed citrus at least twice a year with granular fertiliser and every two weeks during the fruiting season with the liquid food to ensure a bumper crop. Follow the same



Recipes

Citrus Avocado Salad

1 large avocado, peeled, cored then diced
1/3 cup chopped red onion, rinsed under cold water to remove the harsh bite
1 tsp. orange zest
2 small oranges, peeled, segmented and diced
1 tsp. lime zest
2 tbsp. lime juice
1 clove garlic, minced
3 tbsp. coriander finely chopped
Sea salt and black pepper to taste

Method: Mix all ingredients together and serve chilled. Lovely with salmon.

Citrus Vinaigrette

1 medium shallot, diced.
1/3 cup olive oil
2 tbsp. lemon juice
2 tbsp. lime juice
2 tbsp. orange juice
2 tbsp. maple syrup
2 tbsp. water
1/2 tsp. salt

Method: Put all the ingredients in a jar. Cover tightly, and shake to combine. Taste the dressing and add more maple syrup or salt, if needed. Use immediately to dress a salad, or store the dressing in the refrigerator in an airtight container. It will keep for several days. Makes 1 cup.

Citrus Curd

1/2 cup sugar
1/3 cup freshly squeezed citrus juice
1 1/2 tsp. lightly packed freshly grated citrus zest
4 large egg yolks
5 tbsp. unsalted butter, cut into small cubes and chilled

Method

Whisk the sugar, juice and zest in a medium, heavy saucepan. Add the yolks and whisk until smooth. Drop in the butter. Cook over medium heat, stirring slowly and continuously with a heatproof rubber spatula, until the mixture thickens and begins to bubble around the edge of the pan (around 5-7 minutes).

Once thickened, immediately pour the hot curd through a mesh sieve into a clean glass or metal bowl. Lay a piece of glad wrap directly onto the surface to prevent a skin from forming. Cool to room temperature, then refrigerate in an airtight container until chilled. Makes 1 cup.



Lemon Tart

Pastry Ingredients

2 cups flour
1/4 cup caster sugar
175g butter, well chilled and chopped roughly
1 egg yolk
1 tbsp. chilled water

Lemon filling ingredients

6 eggs
1 1/4 cups castor sugar
1/2 cup lemon juice
Finely grated rind of one lemon
1 cup of cream

Method

Preheat oven to 200°C. Place the pastry flour, butter and sugar in a food processor bowl. Pulse the mixture until it resembles coarse crumbs. Add egg yolk and water, pulse to form a ball. Add a little extra water if the pastry looks dry. Wrap the finished pastry in plastic and chill for 30min. Line a prepared 28cm tart pan with pastry and prick with a fork, refrigerate for a further 30 minutes. Cover pastry with baking paper and cover with rice or dried beans and blind bake for 15 minutes. Remove the weights and cook for a further 5 minutes. Then remove from the oven. Reduce the heat of the oven to 180°C. Whisk the filling eggs and sugar until pale and creamy. Add the lemon juice, rind and cream and whisk until smooth. Pour into the prepared pastry case and bake for 30 minutes until just set. The mixture may be wobbly when removed from the oven but firms as it cools.

guidelines with potted citrus, except substitute 'Oderings Total Replenish' for the 'Oderings Citrus & Fruit Tree Fertiliser'. Total replenish and the Yates liquid plant food are ideal for pots, be aware that other fertilisers can be too strong for pots and burn your plants. If the leaves are yellowing, this is probably a magnesium deficiency. Feed the plant with 'Epsom Salts' or 'Yates Magnesium Chelate'; either of these products will enable your plants to start taking up other nutrients again. Before fruiting, an application of 'Yates Flower & Fruit Booster Liquid Potash' will help with fruiting and flowering and will sweeten the fruit. This product is rich in potassium and is like liquid gold for fruiting plants.



Harvest time


Check the fruit regularly for maturity because they will change from immature to mature and over-mature while still on the tree. These changes are slow and will happen over months. Fruit keeps much longer on the tree, but once picked citrus do not continue to ripen, so pick wisely. The only way to tell if your fruit is ready is to taste it.

Frost protection

Most citrus will not tolerate temperatures below -2°C, but there are a few options to protect your citrus during winter. Frost cloth is the cheapest but only lasts one or two seasons. It needs to be removed daily as it does not let the sunlight through. Microclima is more durable, lasting at least 10 seasons and you do not need to remove it daily. A double thickness of either product fully protects against frost.

Spraying

To ensure healthy citrus plants, implement a good spray programme. By spraying at the right times you should be able to keep pest and disease like scale, aphids, mites, mealy bug and verrucosis at bay. Always follow the instructions on the back of the bottles and wear appropriate safety gear. In June, spray with spraying oil, then, in August with copper and in October repeat the spraying oil. Follow this spray programme every year to beat the bugs and diseases.



Naturals

Some of you may have noticed the recent changes happening on the shelves in store. Some of the familiar products that I remember from Grandad's garden shed like Shield, Carbaryl or Basmid to name a few are now obsolete.

Legislation changes have seen the removal of the traditionally used sprays but there has also been a shift in customer's preferences away from chemicals to natural alternatives, which relates to caring for our environment. At Oderings, this is apparent as more people are growing their own food because they like to know that what they are eating is healthy and not sprayed with potentially harmful chemicals. We are developing a range called 'Naturals', which is just that, natural. This range comprises of insecticides, fungicides, soil sterilisers and fertilisers derived from plants or other natural sources. 'Naturals' products are ideal for organic growing programmes where no broad spectrum chemical residue is required, along with no or a low withholding period before treated crops can be eaten. Most importantly, naturals have a low toxicity, giving the all-important bees and beneficial insects a better chance for survival. Naturals products are safer for your garden, your family, wildlife and the environment.

Soil

The staff in our stores are the first to tell you that strong healthy plants are less susceptible to pests and diseases, this starts with your soil and here are just some of many of the natural options available in store to promote fantastic soil health for you at home.

Compost – is an excellent soil conditioner for improving soil structure and fertility.

Gypsum – breaks down clay soils and works well in conjunction with compost and/or organic matter. It contains two very essential garden elements, calcium and sulphur.

Biochar – this new product is for plants that require high potash levels or an elevated pH and it should improve crop yield, reduce nutrient leaching and reduce soil acidity.

Sheep Pellets – are a slow release fertiliser and are ideal for balanced plant growth and for feeding micro-organisms in the soil, thus improving fertility.

Mycorrcin – is a bacteria which stops soil compaction, assist in the soils water holding capacity as well as aiding plant root development, which in turn increase the up-take of both moisture and nutrients.

'Fish & Seaweed Growth Booster with Trichoderma' – is a liquid plant food concentrate which promotes better plant growth and healthier fruit and flowers and can be used at both ground level and as a foliar feed at all growth stages. Trichoderma is a natural agent against fungal diseases in plants.

Plant Health

Every plant loves a bit more food, particularly when producing flowers and fruit. Here are some of our favourite natural plant health products:

Naturals Thrive Range – this is an impressive new range released this spring. The range includes

- Thrive 'Natural Seaweed Tonic' for plant and root health that is an all-purpose food for improved plant resistance for protection against pests, drought and frosts, and also improved root development.
- Thrive 'Fish Blood & Bone', which has powerful levels of nitrogen, phosphorus and potassium (NPK) making it a great food for lush foliage, flowers or fruit.
- Thrive 'Natural Fish & Seaweed' is an all-purpose food that is a great choice if you are looking for one easy natural plant food to both nourish plants and enrich the soil.

Ocean Solids: An application of Ocean Solids when growing vegetables, fruit trees and other edible crops will greatly improve the health of your plants. Ocean Solids contains about 90 minerals and elements.

Biophos – The natural successor to superphosphate, Biophos stimulates budding and blooming. Plants need phosphorus to produce fruits, flowers, and seeds. It also helps make your plants more resistant to disease.

Besgrow Coir - is a high quality, versatile media produced from the husks of coconuts. It is ideal for growing hydroponic vegetables





media produced from the husks of coconuts. It is ideal for growing hydroponic vegetables and flower crops and for enhancing your potting mix or soil to enrich the media.

Neem is a natural organic product that both prevents and kills unwanted insects in the garden. If used at 4-6 weekly intervals you will very rarely need to use any other sprays.

Magic Mulch combines sphagnum moss with a seaweed tonic. Incorporated around the root ball when planting this product helps to retain moisture at root level, reduces transplant shock as the moss is alive giving it healing abilities for the new vulnerable roots.

Pest Control

Diatomaceous Earth

– a new and exciting product that sticks to any insects it meets and dehydrates them. Better still; insects are unable to build up resistance to this product.



'Beat-a-Bug' is available in a ready-to-use or as a concentrate. It is a naturally based insect spray and is suitable in the flower garden or the vegetable patch. It kills and repels insects including ants, aphids, caterpillars, leafhoppers, whitefly and thrips. This is an old customer favourite in new packaging.

Crop Safe – We have replaced last year's bestselling bug net with an improved crop cover product. Just drape it over your plants and you have over 90% protection from insects.

Yates Conqueror Oil – this same great product is now organically certified. It is ideal for use on roses, ornamentals and fruit trees to control scale, aphides, mites, thrips and mealy bug.

Nature's Way Veggie Insect Gun is a new, fast acting and effective insecticide that is based on natural, low toxic and organic ingredients. Use for the protection of vegetables, ornamentals and fruiting plants to control aphids, whitefly and mites

Diseases

To reduce plant diseases water the root ball of plants as much as possible, not the foliage, and water early in the morning rather than in the late evening.

Kiwicare 'Super Sulphur' has no withholding period and controls moss, lichen, powdery mildew, rust and spider mite. Use on fruit trees, vegetables and roses.

Nature's Way 'Fungus Spray' protects against a wide range of fungal and bacterial diseases. It is formulated from copper and sulphur and controls powdery mildew, leaf curl, black spot, early and late blight, and so much more.

Weeds

Kiwicare 'Organic Weedfree' - is quick and effective for the control of a wide range of weeds. This weed spray is amazingly fast and you will start to see results within three hours. Remember the warmer the weather the faster the results.



Sometimes nature needs a helping hand

The NEW Yates® Thrive® liquid range contains cold composted Fish & Seaweed, a gentle extraction method that preserves more of the delicate growth boosting compounds.

Two of the range combine natural seaweed or fish with NPK nutrients - for better results and strong, lush plant growth.



A seaweed tonic for plant & root health. 100% bull kelp sustainably sourced. Great for improving plant resistance and protection against pests, drought and frosts. Plus reducing transplant shock.



Fish blood & bone (sustainably sourced from Southern oceans) combined with powerful levels of NPK.

A fertiliser developed specifically for lush foliage, flowers & fruit.



The complete solution - when you're after just one easy fertiliser solution. Combines fish, seaweed, humates, microbes, molasses, NPK & trace elements - to both nourish plants and enrich the soil.

©Yates. Great Gardens are Yates Gardens and Thrive are registered trade marks of DuluxGroup (Australia) Pty Ltd.



Give the gift of gardening



ODERINGS GIFT CARDS

Made to any denomination • Available in store or online
Redeemable at all reputable garden centres nationwide

Join us



CHRISTCHURCH | PALMERSTON NORTH | HAVELOCK NORTH | NAPIER | HAMILTON | UPPER HUTT

www.oderings.co.nz